

(12) UK Patent Application (19) GB (11) 2 343 809 (13) A

(43) Date of A Publication 17.05.2000

(21) Application No 9908966.6

(22) Date of Filing 21.04.1999

(30) Priority Data

(31) 9900333

(32) 08.01.1999

(33) GB

(71) Applicant(s)

Pace Micro Technology Ltd
(Incorporated in the United Kingdom)
Victoria Road, Saltaire, SHIPLEY, BD18 8LF,
United Kingdom

(72) Inventor(s)

Rahil Mehra
Amir Nooralahiyan

(74) Agent and/or Address for Service

Bailey, Walsh & Co
5 York Place, LEEDS, LS1 2SD, United Kingdom

(51) INT CL⁷
H04N 5/907

(52) UK CL (Edition R)
H4F FKA FKX F3P F32

(56) Documents Cited

GB 2329997 A EP 0784401 A2 EP 0748130 A2
EP 0711084 A2 WO 97/46007 A1 WO 95/28707 A1

(58) Field of Search

UK CL (Edition Q) H4F FAAE FKA FKX
INT CL⁶ H04N 5/00 5/76 5/765 5/775 5/78 5/781 5/782
5/783 5/80 5/903 5/907
Online:WPI, EPODOC

(54) Abstract Title

Video data receiver

(57) A memory receives data which may also at the same time or previously have been used to generate a video display on a display screen. The data in the memory can be called up to generate a video display thereafter and the speed of the display may be selected so as to provide, for example, a slow motion or freeze frame display. The facility allows the user to select to regenerate a display which they may already have seen at the initial video display and further to generate the display in a slow motion sequence. The memory can be updated with newly received data. In addition, or alternatively, the memory may receive packets of data which are selected for storage to provide a data sequence which can be selected to be viewed.

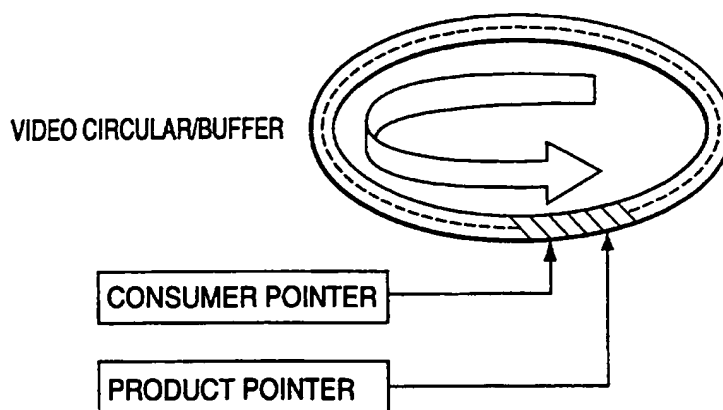


FIG 2

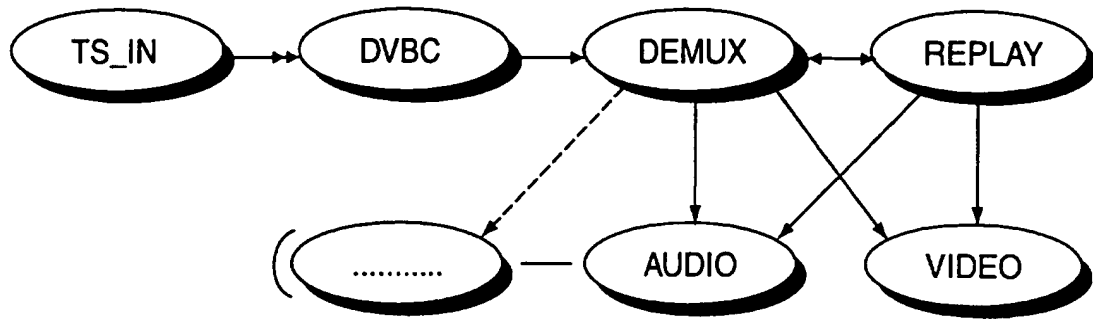


FIG 1

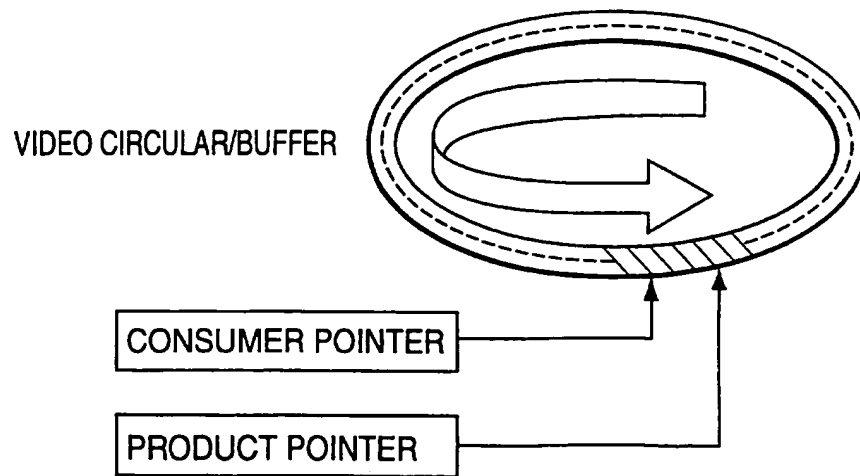
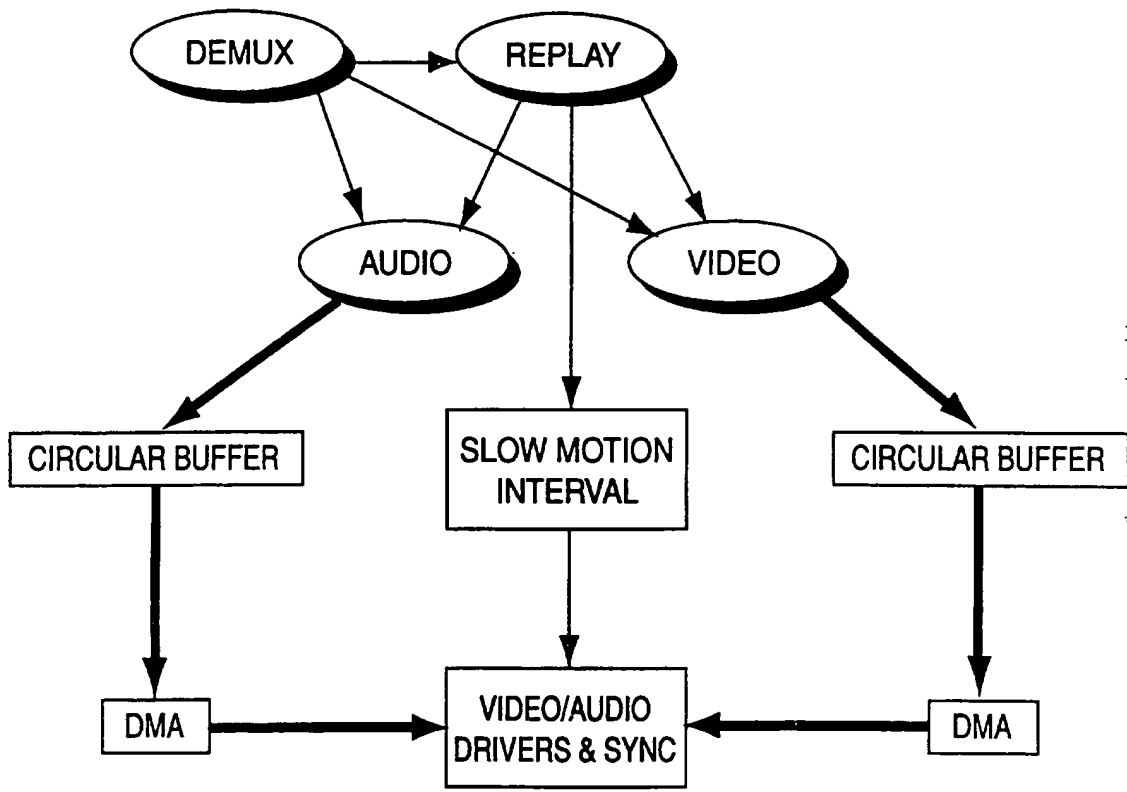


FIG 2

FIG 3

Improvements Relating to a Video Data Receiver and Method of
Displaying said Data

The subject matter of this invention relates to improvements for receivers of the type used to receive transmitted broadcast video signals and particularly, although not necessarily exclusively, the digital signal receiver. A digital receiver allows the transmitted data which is in an encoded format to improve efficiency and reduce code length, to be received, decoded and displayed on screen for viewing.

A known problem with digital data receivers is that while they decode and display broadcast information efficiently they are at present only capable of acting as "real time" processing devices and do not hold any significant historical information. This means that the viewer of the television or other means connected to the receiver is denied the opportunity to repeat the last quantity of video data to be displayed in normal replay or slow motion mode. This is however a feature which has been found to be desirable as the viewer may wish to review some material which has previously been displayed and can be used in many different functions such as, for example, when viewing sports events to look at a goal or particularly skilful piece of play.

The aim of the present invention is to allow the ability for a receiver to be provided with replay and/or slow motion functions for video content which is received and displayed on a television set or other display medium.

In a first aspect of the invention there is provided a transmitted data receiver for the reception of data and generation of a display of the video data on a display screen and wherein said receiver includes a physical memory in which video data is stored, which video data

can be selectively used to create a video display on the display screen.

In one embodiment the video data stored in the memory will have been used to generate a video display.

Thus the memory receives data from the data transport stream from the broadcaster and the same is used to generate the video display and at the same time is stored in the physical memory so that at any instance a predesignated quantity of the most recently received data is readily available in the memory.

Preferably the memory is a circular buffer memory in operation which means that the content of the memory at any one time is successively overwritten as new packets of video data are routed to and through the memory to replace the oldest data in the memory and so on.

Preferably the capacity of the memory is set so as to be sufficient to allow the storage of meaningful quantities of data so as to facilitate the storage of a displayed video content or some series of packets so that the video packets are accessible for a predetermined period of time following display to allow the same to be replayed or for the same to be used in slow motion . Typically the length of the video packets which can be viewed after initial display is directly proportional to the size of the buffer memory provided and the capacity is such as to allow a video display of a meaningful length to be displayed in slow motion or replay mode.

In a further feature of the invention, the display interrupt at the video driver layer can be manipulated in respect of the contents of the buffer memory so that the same can be displayed at variable speeds to achieve the effect of variable slow motion.

In a further feature of the invention there is provided a method of receiving and displaying transmitted data, said method comprising the steps of:

- encoding a stream of data into digital encoded data;

- transmitting the encoded data for reception by at least one data receiver;

- decoding the received data into a form for the generation of a video display on a display screen connected to the data receiver and wherein the data receiver includes or is connected to a memory in which the received data can be stored for selected use to create a video display, after the initial video display.

In one embodiment the received data is simultaneously decoded to create the initial display and saved in the memory for selective use in generating a display.

In one embodiment the memory contains packets of received data with the oldest packets of data overwritten by most recently received packets of data over time.

In an alternative embodiment packets of data can be selectively stored in a memory to generate a series of packets of data for selected display, such as for example, a series of packets of data representing the highlights of a broadcast sporting event.

In one embodiment the speed of the display of data from the memory can be selected, and may be, for example, selected to provide a slow motion display of the data, or even a freeze frame effect.

The invention as herein described provides novel features in that it can provide a freeze frame functionality, can allow the replay of previously displayed video clips and can allow the replay of the

same as many times as required. In other functions, the invention also provides for slow motion functionality and allows for the variation in slow motion speed as required.

Specific embodiments of the invention will now be described with reference to the accompanying drawings, wherein:-

Figure 1 illustrates the basic interaction of the main processes responsible for TS input, de-scrambling, de-multiplexing/routing of the TS content and the video replay task;

Figure 2 illustrates the operation of the memory in the form of a buffer in one embodiment; and

Figure 3 illustrates in schematic form the replay of the stored video data.

To allow the operation of the receiver with memory storage to be operated the following steps are followed with reference to Figure 1. Tasks are initialised at start-up and instantiated to run concurrently: The TS-IN process compares the Packet ID (PID of the incoming Transport Packet with the PID Action Table held in the memory of the receiver to distinguish between packets that should be routed to the memory and the packets of data which can be rejected. The TS-IN process initially searches for PID 0 which contains the Program Association Table (PAT). The DVBC process determines whether or not the data packet needs unscrambling and, if so, and a valid key exists, the packets are decrypted and repacked before being passed on to the DEMUX process. The DEMUX process establishes the type of payload by examining and extracting the relevant information from the PID table and routing it to the relevant process. For example, if the information is video, it is routed to the VIDEO process and so on. VIDEO, AUDIO and

other consumer processes provide simple interfaces to the device drivers. The REPLAY process interacts with the DEMUX/Routing process and the Video process. The VIDEO process can not receive video packets from DEMUX and REPLAY processes simultaneously. Circular buffer memories are used for inter-process communication.

The interaction between the DEMUX routing process (producer) and the VIDEO process (consumer) utilises a short buffer of few data packets. This is to say that as soon as these few packets of video data are available, they are routed to the video process. This, in turn, interacts with the video driver. Thus, the producer pointer is constantly moving round the circular buffer and is followed closely by the consumer pointer as illustrated in Figure 2. The dotted line 2 consists of previously decoded and displayed video packets and is referred to as the history loop. When the receiver or set top box (STB) is instructed to operate the video replay mode such as by the reception of a signal from a remote control, the REPLAY process first interrupts the DEMUX process and halts the subsequent routing of the video data packets. The REPLAY process then takes over the task of the DEMUX/Routing process and channels the video packets in residence in the history loop (in the memory) to the VIDEO process.

The implementation of video replay is achieved by accessing the video packets in the history loop and the packets are subsequently interfaced to the video driver. The length of the history loop is dependent on the physical size of the memory in the receiver in accordance with the invention.

The implementation of slow motion replay is somewhat different in that, while video replay may be accomplished at process level, the slow motion functionality is implemented at driver level. This is

because packets depicted in the circular buffer memory have no timing relationship with adjacent packets. Thus a simple delay mechanism between packet transfer to video driver would not result in the desired slow motion effect. As shown in Figure 3, the REPLAY task sets the slow motion interval and this is used as a parameter in the driver interrupt handling routine to adjust the number of times a picture field/frame is displayed.

There are two approaches to achieve the desired effect in slow motion depending on whether the source picture encoding is field-based or frame-based. In the case of frame based encoded video data, both display fields of the picture are at the same temporal reference. In this case the slow motion is achieved by repeatedly displaying both fields of the decoded picture to obtain the desired degree of slow motion. In the case of field-based encoded video data the two fields belonging to the same picture are at different time instances with the second field occurring after the first. In this scenario the slow motion requires the repetition of each field separately. Two known techniques; vertical intra-field interpolation or horizontal inter-field interpolation, have been implemented to smooth out the effect of artefacts.

Another implication of slow motion replay is the number of frame (picture) buffers allocated for decoding and displaying a sequence. In a 4-frame buffer allocation, 2 frames are utilised for reference frames (I or P frames) and in the worst case scenario in a GOP sequence, whereby there is more than one B frame between two reference frames, one frame buffer is used for decoding the current B frame while the remaining frame buffer is used to display the previously decoded B frame. In a 3-frame implementation two reference frame buffers are used, leaving one buffer to share the decoding and displaying the B frames. This is achieved by overwriting the rows of the buffer already displayed with the

decoded information for the next frame. Thus in a 3-frame buffer allocation, where the decoding and display of the video data is field-based, the information in the buffer for B frame is overwritten and potentially lost at every VSYNC. In this case the decoding must be halted during displaying the same B frame repeatedly to achieve the slow motion effect.

A specific example of the video replay and slow motion functions is now described for the purpose of illustration and in a non-limiting manner on the interpretation of the scope of the patent application and in the invention described herein.

In this specific example, the physical memory in the STB is increased from 4 MBytes to 8 Mbytes of DRAM. This provides a memory heap size of 6 Mbytes which is capable of containing a link-list of 30,000 video packets in the history loop which equates to about six seconds of video replay in real time.

The video replay is therefore implemented using the following steps:

1. Interrupt and halt the DEMUX/Routing process
2. Assign the consumer pointer to the producer pointer (i.e. at the beginning of the history loop)
3. Advance the consumer pointer to the NEXT video packet
4. Route the video packet to the video process
5. DMA the history packets to the video driver
6. Decode and display the video packets in the history loop
7. Repeat from No. 3 until the consumer pointer completes the history loop

The video replay in slow motion can be implemented using Example of replay in slow motion.

This specific example is implemented using 3-frame buffer allocation for A GOP of I.B.P.B.P,...B sequence with field based decoding of pictures. The slow motion is then implemented by repeating the display function for both fields of each frame in the GOP sequence.

The implementation of freeze frame can also be achieved by interrupting the DEMUX process to halt the Routing of video content to the driver. For improved clarity of image, the freeze frame avoids B frames and latches to the nearest reference frame (I or P frame).

These functionalities are operated by a remote control and accessed by a freeze-frame button on the remote control to halt the DEMUX/Routing process. Once the STB is in freeze-frame/replay mode, other buttons are used for replay and slow motion functionalities. Button no. 1 is used for normal replay and button nos. 2 to 9 are used for varying the speed of slow motion replay with button no. 9 being the slower replay (about 2.8 frames per second) select button. Pressing the freeze-frame button again re-installs DEMUX/routing tasks and the STB switches to normal mode.

Claims

1. A transmitted data receiver for the reception of data and generation of a display of the video data on a display screen wherein said receiver includes a physical memory capacity in which video data is stored and which video data can be selectively used to create video display on the display screen.
2. A transmitted data receiver according to claim 1 wherein the memory is updated in a progressive manner with newly received data which replaces the oldest data in the memory at that instant and so on.
3. A transmitted data receiver according to claim 2 wherein the memory operates as a circular buffer memory so that the same is successively overwritten as new packets of data are routed to and through the memory to replace the oldest data in the memory and so on.
4. A transmitted data receiver according to claim 1 wherein the capacity of the memory is sufficient to allow the storage of meaningful quantities of data to facilitate the storage of a displayed video packet or series of packets so that the packets are accessible for a predetermined period of time following display to allow the same to be replayed or for the same to be used in slow motion.
5. A transmitted data receiver according to claim 4 wherein the length of the video packets which can viewed after initial display is directly proportional to the size of the buffer memory provided.
6. A transmitted data receiver according to any of the preceding claims wherein the display interrupt at the video driver layer is manipulated in respect of the contents of the buffer memory so that

the selected display of data from the same can be displayed at selected variable speeds of display.

7. A transmitted data receiver according to any of the preceding claims wherein there is provided a facility to select to save a specified packet of data in a memory and to add further packets of data to said memory selectively.

8. A transmitted data receiver according to claim 7 wherein the saved packets of data can be re-displayed individually or as a sequence of packets of data.

9. A method of receiving and displaying transmitted data, said method comprising the steps of:

encoding a stream of data into digital encoded data;

transmitting the encoded data for reception by at least one data receiver;

decoding the received data into a form for the generation of a video display on a display screen connected to the data receiver and wherein the data receiver includes or is connected to a memory in which the received data can be stored for selected use to create a video display, after the initial video display.

10. A method according to claim 9 wherein the received data is simultaneously decoded to create the initial video display and saved in the memory for selective use in generating a display thereafter.

11. A method according to claim 10 wherein the memory contains packets of received data with the oldest packets of data overwritten by the most recently received packets of data over time.

12. A method according to claim 9 wherein packets of data can be selectively stored in a memory to generate a series of packets of data for selected display.

13. A method according to any of claims 9 to 12 wherein the speed of the display from the memory can be selected by the user.

14. A method according to claim 13 wherein the speed of display is selected to provide a slow motion display of the data.

15. A transmitted data receiver as heretofore described with reference to the accompanying figures.

16. A method of receiving and displaying transmitted data as heretofore described, with reference to the accompanying figures.

Amendments to the claims have been filed as follows

1. A receiver for the reception of transmitted data and generation of a display of the video data on a display screen connected therewith, said receiver including a physical memory in which video data is stored and from which, for a time period following display, said video data can be selectively retrieved to create a video display on the display screen and wherein said memory includes a memory capacity defined the between producer and consumer pointers which receives the most recently transmitted packets of data received by the receiver at each instant, and the remainder of the memory receives and stores, in sequence, packets of data which have previously been received and displayed and transferred from said memory capacity between the producer and consumer pointers over time and from which remainder, packets of data can be selected for display on the display screen.
2. A transmitted data receiver according to claim 1 wherein the input of data into the memory defined by the producer and consumer pointers causes the movement of previously held data into the remainder of the memory and, if the capacity of the memory is filled, the removal of the oldest data from the remainder and so on in a progressive manner over time.
3. A transmitted data receiver according to claim 2 wherein the memory operates as a circular or loop configured memory so that when capacity of the remainder of the memory is reached the same is successively overwritten as new packets of data are routed to and through the memory to replace the oldest data in the memory and so on.
4. A transmitted data receiver according to claim 1 wherein the capacity of the memory is sufficient to allow the storage of

quantities of data to facilitate the storage of a displayed video packet or series of packets for a predetermined period of time following display to allow the same to be replayed or for the same to be used in slow motion.

5. A transmitted data receiver according to claim 4 wherein the length of the video display which can selectively be viewed after initial display is directly proportional to the size of the remainder of the memory.
6. A transmitted data receiver according to any of the preceding claims wherein the display interrupt at the video driver layer is manipulated in respect of the contents of the memory so that the selected data can be displayed at selected variable speeds of display.
7. A transmitted data receiver according to any of the preceding claims wherein there is provided a facility to select to save a specified packet of data in a memory and to add further packets of data to said memory selectively.
8. A transmitted data receiver according to claim 7 wherein the saved packets of data can be re-displayed individually or as a sequence of packets of data.
9. A receiver according to claim 1 wherein the producer and consumer pointers move around the circular configured memory over time, and as they do so overwrite the oldest data held in the memory at that time.
10. A method of receiving and displaying previously encoded digital data transmitted from a remote location, said method comprising the steps of:

decoding the encoded data received by the receiver for said data into a form for the generation of a video display on a display screen connected to the data receiver and wherein the data receiver includes or is connected to a memory in which the received data can be stored for selected retrieval within a time period after the initial display to create a video display, and wherein said memory includes a memory capacity defined between the producer and consumer pointers into which the most recently received data is placed, and the remainder of the memory receives data transferred from the memory capacity defined by the producer and consumer pointers over time.

11. A method according to claim 10 wherein the received data is simultaneously decoded to create the initial video display and saved in the memory remainder for selective use in generating a display thereafter.
12. A method according to claim 10 wherein the memory contains packets of received data with the oldest packets of data overwritten by the most recently received packets of data over time.
13. A method according to claim 10 wherein packets of data are selectively stored in the memory remainder to generate a series of packets of data for selected display.
14. A method according to any of claims 10 to 13 wherein the speed of the display generated from the data selected from the memory can be selected by the user.
15. A method according to claim 14 wherein the speed of display can be selected to provide a slow motion display of the data.

15

16. A transmitted data receiver as hereinbefore described with reference to the accompanying figures.

19. A method as hereinbefore described, with reference to the accompanying figures.



INVESTOR IN PEOPLE

Application No: GB 9908966.6
Claims searched: 1 to 16

Examiner: John Donaldson
Date of search: 11 June 1999

Patents Act 1977 Search Report under Section 17

Databases searched:

UK Patent Office collections, including GB, EP, WO & US patent specifications, in:

UK Cl (Ed.Q): H4F(FAAE, FKA, FKX)

Int Cl (Ed.6): H04N 5/00, 5/76, 5/765, 5/775, 5/78, 5/781, 5/782, 5/783, 5/80, 5/903, 5/907

Other: Online:WPI, EPODOC

Documents considered to be relevant:

Category	Identity of document and relevant passage	Relevant to claims
X, P	GB 2329997 A (SONY), see page 7, line 9 to page 10, line 7	1 to 3, 7 to 12
X	EP 0784401 A2 (TOSHIBA), see column 9, line 45 to column 11, line 34	1 to 3, 7 to 12
X	EP 0748130 A2 (SONY), see column 4, line 31 to column 5, line 7, column 7, lines 1 to 5, column 7, lines 38 to 49, column 12, lines 21 to 28, column 16, lines 50 to 52, column 17, lines 51 to 56	1 to 14
X	EP 0711084 A2 (HITACHI), see page 20, line 55 to page 23, line 9	1 to 14
X	WO 97/46007 A1 (THOMSON), see page 5, line 1 to page 6, line 8	1 to 3, 7 to 12
X	WO 95/28707 A1 (RCA THOMSON), see page 10, line 21 to page 15, line 14	1 to 14

X Document indicating lack of novelty or inventive step
Y Document indicating lack of inventive step if combined with one or more other documents of same category.

& Member of the same patent family

A Document indicating technological background and/or state of the art.
P Document published on or after the declared priority date but before the filing date of this invention.

E Patent document published on or after, but with priority date earlier than, the filing date of this application.

**This Page is Inserted by IFW Indexing and Scanning
Operations and is not part of the Official Record**

BEST AVAILABLE IMAGES

Defective images within this document are accurate representations of the original documents submitted by the applicant.

Defects in the images include but are not limited to the items checked:

- ☐ **BLACK BORDERS**
- ☐ **IMAGE CUT OFF AT TOP, BOTTOM OR SIDES**
- ☐ **FADED TEXT OR DRAWING**
- ☐ **BLURRED OR ILLEGIBLE TEXT OR DRAWING**
- ☐ **SKEWED/SLANTED IMAGES**
- ☐ **COLOR OR BLACK AND WHITE PHOTOGRAPHS**
- ☐ **GRAY SCALE DOCUMENTS**
- ☐ **LINES OR MARKS ON ORIGINAL DOCUMENT**
- ☐ **REFERENCE(S) OR EXHIBIT(S) SUBMITTED ARE POOR QUALITY**
- ☐ **OTHER:** _____

IMAGES ARE BEST AVAILABLE COPY.

As rescanning these documents will not correct the image problems checked, please do not report these problems to the IFW Image Problem Mailbox.